



CHERRY HILL FIRE DEPARTMENT
CAMDEN COUNTY, NEW JERSEY

Effective 7/1/2018 to 12/31/2018

Residential Resale Requirements for One & Two Family Dwellings
CSACMAPFEC 5:70-2.3 (a)

Requests must be submitted using the online form located at www.cherryhill-nj.com/fire, 3 to 4 weeks prior to the settlement date. Email questions to sdi@chfd.org or call 856-429-7441.

Inspection Fee/Payment

Check or money order payable to the "Cherry Hill Fire Department" is due at the time of inspection. Cash payment will not be accepted

Table with 2 columns: Request description and Fee amount. Includes rows for 8, 7, and 3 days prior to settlement, and a Re-inspection Fee of \$35.00.

Sellers age 62 & over may deduct \$30.00 from the first inspection fee - PROOF OF AGE REQUIRED
Certificates are valid for 90 days

Inspection Checklist

House Numbers

- Numbers are numerical characters, contrasting color from the house, at least 4" high, permanently affixed to the house & visible from the street. Light post or mailbox numbers are NOT acceptable.

Smoke Alarms

- Smoke alarm located on every level of dwelling
Basement level alarm is located at bottom of stairwell, at ceiling level (not between joists)
Bedroom hallway alarms MUST be within 10 feet of ALL bedroom doors
Smoke alarm located in every bedroom on ceilings
\*Electric smoke alarms (hardwired) CANNOT be replaced with battery operated alarms
Smoke alarms are less than 10 years old and are operational

Any house equipped with a low voltage fire alarm system (installed by an alarm company) must have that system tested and approved by an alarm contractor prior to the CHFD inspection date. A copy of the alarm certification provided by the alarm contractor must be presented to the CHFD inspector at the time of the inspection.

\*Electric smoke alarms, required to be installed by the building code, cannot be replaced with battery operated smoke alarms (NJAC 5:70 Section 104.1)

Do NOT install smoke alarms in kitchens, bathrooms, near forced air ducts or furnaces, in the "dead air" space where the ceiling meets the wall, close to ceiling fans, in crawl spaces, or attics.

Carbon Monoxide Alarms

- Located in the hallway, within 10 feet of ALL bedrooms
Installed as per the manufacturer's instructions
Carbon monoxide alarm(s) are less than 10 years old and are operational

Do NOT place alarms in electrical outlets that can be turned off by a switch or that are located against floor molding. Plug-in, battery powered and hardwired CO alarms are acceptable.

Fire Extinguisher Installation 5:70-4.19 (e)

- Shall be within 10 feet of the kitchen and located in the path of egress
Readily accessible and not obstructed from view
MOUNTED on bracket
Minimum rating 2A-10B:C under 10 pounds

REVISION JULY 2018

# Diagrams

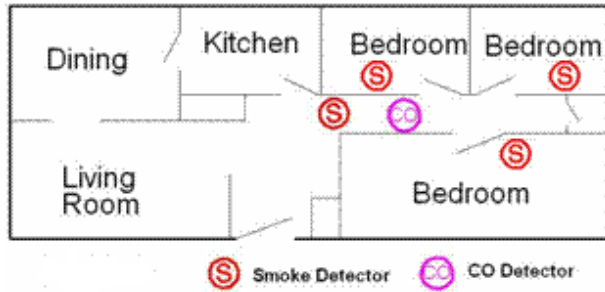


Figure 1

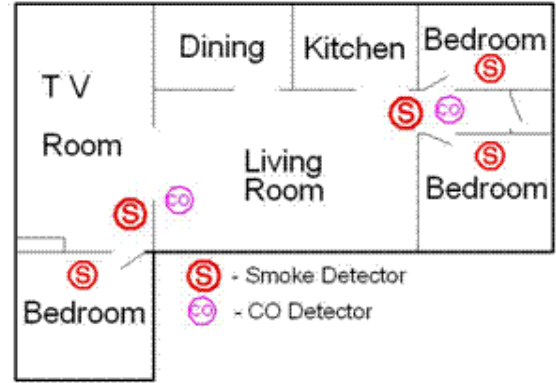


Figure 2

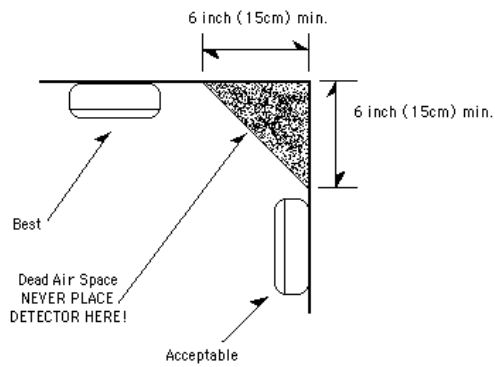


Figure 3

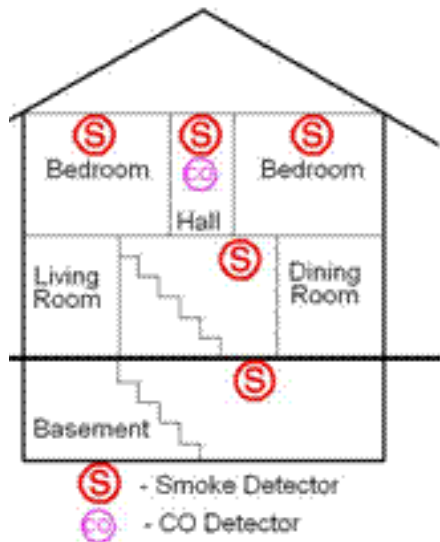


Figure 4

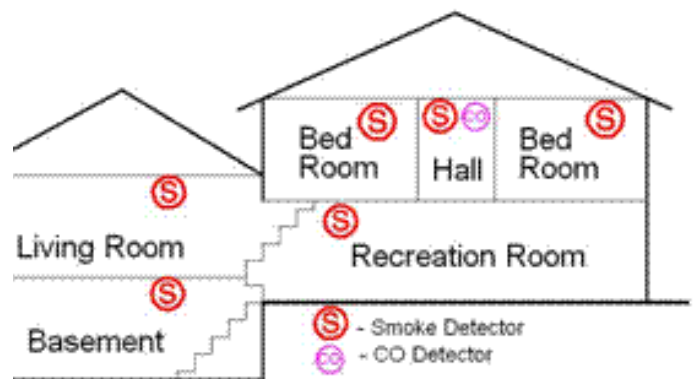


Figure 5